

# SPECIFICATION SHEET

MTW-CAS-075 | MTW-CAS-7575 | MTW-CAS-100

3/4"      3/4"(extended flow)      1"

## Multi-Jet Hot or Cold Water Meter

### Specifications

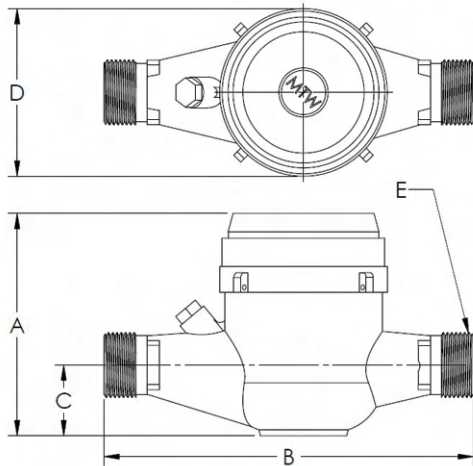
- The MTW CAS water meters consist of an all-inclusive brass body with NPSM threads and sealed/tamper proof calibration ports.
- NPT Male Couplings included.
- The MTW CAS water meters are available in 1CF and 10G pulse output options. The pulser is accessible and easily replaceable from the top of the meter.
- The multi-jet measuring chamber design ensures quiet operation with low wear characteristics.
- NSF/ANSI 372 certified.
- 1-year new meter accuracy warranty/ 5-year standard warranty for casing, register, and accuracy.

### Application

For use in measurement of hot water in residential, commercial and industrial services where flow is in one direction only.

The MTW CAS main casing is made of brass that is NSF/ANSI 372 certified.

All MTW CAS meters are approved by NTEP only for horizontal installation in hot water applications.



	MTW-CAS-075 3/4"	MTW-CAS-7575 3/4" EXT FLOW	MTW-CAS-100
A (in)	4.6	4.9	4.9
B (in)	7.5	7.5	10.75
C (in)	1.3	1.6	1.6
D (in)	3.4	3.6	3.6
E (in)	1" Male NPSM	1" Male NPSM	1.25" Male NPSM
Weight (lbs)	2.7	2.8	4.4



### Features

#### Register

- All MTW CAS meters come standard with pulse output.
- Pulse Reed Switch rating: DC 24V max and 100mA max.
- Available in 10 GP and 1 CFP.
- Magnetic drive, low-torque registration ensures accuracy.
- Impact-resistant polycarbonate register lens resists scratching.
- High-resolution, low-flow leak detection.

#### Lead Free Main Case

- Made from lead free brass.
- NSF/ANSI 372 certified.
- Electrical grounding continuity.

#### Measuring Chamber

- Velocity-type (multi-jet) measuring chamber.
- Widest effective flow range for maximum revenue capture.
- Polymer measuring chamber materials maximize long-term accuracy and reduce wear.

#### Pulser Wiring Diagram





# SPECIFICATION SHEET

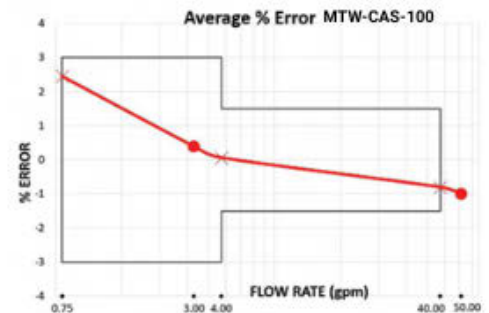
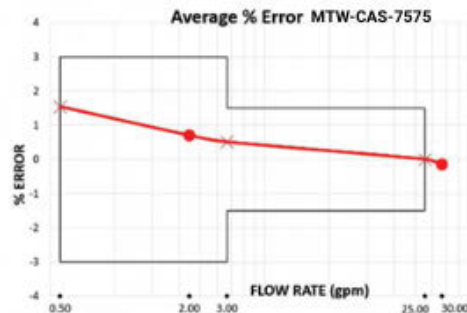
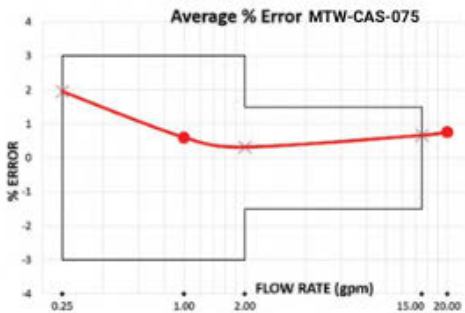
MTW-CAS-075 - MTW-CAS-7575 - MTW-CAS-100  
 3/4" 3/4" (extended flow) 1"

Multi-Jet Hot or Cold Water Meter

## Size Options

Model # :	MTW-CAS-075 5/8" x 3/4"	MTW-CAS-7575 3/4" (extended flow)	MTW-CAS-100 1"
Normal Operating Range +/- 1.5% GPM (CFM) :	1-20 (0.13-2.67)	2-30 (0.27-4.01)	3-50 (0.40-6.68)
Low Flow +/- 3% GPM (CFM) :	0.25 (0.033)	0.50 (0.067)	0.75 (0.100)
Maximum Continuous GPM (CFM) :	10 (1.33)	15 (2.00)	25 (3.34)
Maximum Intermittent GPM (CFM) :	20 (2.67)	30 (4.01)	50 (6.68)
Maximum Pressure (PSI) :	150	150	150
Maximum Continuous Operating Temperature (F) :	155°	155°	155°
Maximum Operating Temperature (F) :	194°	194°	194°
Length (in) :	7.5	7.5	10.75
Overall Height (in) :	4.6	4.9	4.9
Height, bottom to center line (in) :	1.3	1.6	1.6
Width (in) :	3.4	3.6	3.6
Weight (lbs) :	2.7	2.8	4.4
Register Capacity millions USG (millions CF) :	10 (1)	10 (1)	10 (1)
Pulse Resolution USG (CF) :	10 (1)	10 (1)	10 (1)

## Accuracy Graphs



## Headloss Graphs

